

**COLTON**  
**Payroll Disbursement Listing**  
**Payperiod Dates: 9/8/2018 to 9/21/2018**

<u>CHECK NO</u>	<u>ACTIVITY ID</u>	<u>PAYMENT</u>
<b>City Council</b>		
132261	6000	1,583.95
132262	6000	259.27
132263	6000	274.04
132264	6000	197.73
132265	6000	259.27
132266	6000	274.04
939956	6000	229.20
939957	6000	274.04
	<b>Subtotal</b>	<b><u>3,351.54</u></b>
 <b>City Clerk</b>		
132267	6010	738.32
132268	6010	2,048.57
132269	6010	1,275.77
	<b>Subtotal</b>	<b><u>4,062.66</u></b>
 <b>City Manager</b>		
132270	6020	2,758.15
132271	6020	2,306.24
132272	6020	3,336.21
132273	6020	4,765.83 Regular Salary
	<b>Subtotal</b>	<b><u>13,166.43</u></b>
 <b>Human Resources</b>		
132274	6030	2,205.99
132275	6030	407.98
132276	6030	1,930.47
132277	6030	4,078.60 Regular Salary
	<b>Subtotal</b>	<b><u>8,623.04</u></b>
 <b>Finance</b>		
132278	6040	3,830.73 Regular Salary
132279	6040	1,398.31
132280	6040	1,572.94
132281	6040	1,435.72
132282	6040	6,609.82 Regular Salary/Leave Cashout
132283	6040	1,265.61
132284	6040	1,719.25
939926	6040	180.82
132285	6040	1,657.00
132286	6040	1,458.06
132287	6040	1,850.69

**COLTON**  
**Payroll Disbursement Listing**  
**Payperiod Dates: 9/8/2018 to 9/21/2018**

<u>CHECK NO</u>	<u>ACTIVITY ID</u>	<u>PAYMENT</u>
132288	6040	1,426.26
132289	6040	1,990.02
132290	6040	1,739.40
132291	6040	1,685.17
132292	6040	1,983.14
132293	6040	1,507.21
132294	6040	1,698.58
132295	6040	1,476.60
132296	6040	1,347.06
132297	6040	2,848.96
132588	6040	1,875.90
132589	6040	1,900.71
132590	6040	1,666.41
132591	6040	2,361.85
132592	6040	2,039.39
132593	6040	4,008.09 Regular Salary/Leave Cashout
	<b>Subtotal</b>	<b><u>54,533.70</u></b>
 <b>City Treasurer</b>		
132298	6060	1,375.04
	<b>Subtotal</b>	<b><u>1,375.04</u></b>
 <b>Police</b>		
132299	6070	297.28
132300	6070	2,271.40
132301	6070	1,992.45
132302	6070	2,046.47
132303	6070	2,061.30
132304	6070	2,398.99
132305	6070	1,025.95
132306	6070	2,337.04
132307	6070	2,154.51
132308	6070	2,253.64
132309	6070	5,673.51 Regular Salary/OT
132310	6070	1,901.55
132311	6070	2,904.49
132312	6070	2,762.54
132313	6070	2,954.37
132314	6070	271.95
132315	6070	3,301.73
132316	6070	2,912.07
132317	6070	4,086.01 Regular Salary/OT
132318	6070	1,390.88
132319	6070	4,100.40 Regular Salary
132320	6070	2,007.24
132321	6070	1,724.82
132322	6070	5,164.13 Regular Salary/OT
132323	6070	2,414.41

**COLTON**  
**Payroll Disbursement Listing**  
**Payperiod Dates: 9/8/2018 to 9/21/2018**

<u>CHECK NO</u>	<u>ACTIVITY ID</u>	<u>PAYMENT</u>
132324	6070	2,033.71
132325	6070	1,739.24
132326	6070	495.64
132327	6070	2,379.33
132328	6070	4,845.40 Regular Salary/OT
132329	6070	1,804.82
132330	6070	2,893.57
132331	6070	3,468.94
132332	6070	491.36
132333	6070	3,070.03
132334	6070	1,774.45
132335	6070	5,208.43 Regular Salary/OT
132336	6070	1,859.90
132337	6070	3,244.30
132338	6070	4,374.30 Regular Salary/OT
132339	6070	2,172.83
132340	6070	3,140.36
132341	6070	2,061.56
132342	6070	1,693.40
132343	6070	3,303.21
132344	6070	2,438.38
132345	6070	1,853.53
132346	6070	2,288.17
132347	6070	4,179.84 Regular Salary/OT
132348	6070	3,147.24
132349	6070	433.17
132350	6070	4,033.04 Regular Salary/OT
132351	6070	3,082.98
132352	6070	2,031.69
132353	6070	1,470.43
132354	6070	2,226.08
132355	6070	1,906.74
132356	6070	1,916.46
132357	6070	2,542.31
132358	6070	2,350.07
132359	6070	5,013.44 Regular Salary
132360	6070	2,289.66
132361	6070	4,033.21 Regular Salary/OT
132362	6070	1,869.72
132363	6070	563.45
132364	6070	3,495.79
132365	6070	2,505.81
132366	6070	2,291.31
132367	6070	2,372.09
132368	6070	1,558.09
132369	6070	3,752.52
132370	6070	4,362.25 Regular Salary/OT
132371	6070	901.28
132372	6070	3,409.59

**COLTON**  
**Payroll Disbursement Listing**  
**Payperiod Dates: 9/8/2018 to 9/21/2018**

<u>CHECK NO</u>	<u>ACTIVITY ID</u>	<u>PAYMENT</u>
132373	6070	3,084.39
132374	6070	2,083.40
132375	6070	2,574.59
132376	6070	3,985.97
132377	6070	3,414.49
132378	6070	1,994.27
132379	6070	1,945.56
132380	6070	4,188.20 Regular Salary/OT
132381	6070	3,104.27
132382	6070	2,751.78
939922	6070	311.34
939923	6070	6,466.23 Leave Cashout
939924	6070	12,759.82 Leave Cashout
939927	6070	996.06 Retro Merit
939928	6070	3,646.88 Retro Merit
939929	6070	111.18 Retro Merit
939930	6070	564.80 Retro Merit
939931	6070	456.13 Retro Merit
939932	6070	111.17 Retro Merit
939933	6070	439.39 Retro Merit
939934	6070	75.98 Retro Merit
939935	6070	41.39 Retro Merit
939958	6070	1,458.63
939959	6070	464.06
	<b>Subtotal</b>	<b>245,812.23</b>

**Fire**

132383	6090	4,922.04 Regular Salary/Staffing
132384	6090	2,885.72
132385	6090	3,573.58
132386	6090	4,370.35 Regular Salary/OT
132387	6090	5,007.90 Regular Salary/Staffing
132388	6090	4,565.26 Regular Salary/Staffing
132389	6090	6,051.38 Regular Salary/Staffing
132390	6090	2,261.61
132391	6090	2,112.83
132392	6090	5,938.47 Regular Salary/Staffing
132393	6090	3,485.86
132394	6090	3,006.30
132395	6090	4,151.18 Regular Salary
132396	6090	2,583.45
132397	6090	3,198.71
132398	6090	2,960.73
132399	6090	4,106.59 Regular Salary
132400	6090	3,162.56
132401	6090	4,152.11 Regular Salary/Staffing
132402	6090	13,648.98 Regular Salary/Staffing/OT
132403	6090	3,842.96
132404	6090	4,651.10 Regular Salary

**COLTON**  
**Payroll Disbursement Listing**  
**Payperiod Dates: 9/8/2018 to 9/21/2018**

<u>CHECK NO</u>	<u>ACTIVITY ID</u>	<u>PAYMENT</u>
132405	6090	5,243.33 Regular Salary/Staffing
132406	6090	4,434.59 Regular Salary
132407	6090	4,708.77 Regular Salary
132408	6090	3,350.10
132409	6090	2,051.60
132410	6090	5,344.13 Regular Salary/Staffing
132411	6090	3,618.93
132412	6090	2,605.69
132413	6090	4,884.67 Regular Salary/Staffing/OT
132414	6090	5,839.03 Regular Salary/Staffing/OT
132415	6090	5,912.77 Regular Salary/Staffing/OT
132416	6090	3,087.92
132417	6090	4,771.55 Regular Salary/Staffing/OT
132418	6090	3,228.84
132419	6090	4,013.61 Regular Salary/Staffing/OT
132420	6090	2,993.37
939925	6090	1,208.71
939936	6090	23.19 Retro Merit
939937	6090	150.72 Retro Merit
939938	6090	712.08 Retro Merit
939939	6090	81.40 Retro Merit
939940	6090	108.48 Retro Merit
939941	6090	80.81 Retro Merit
939942	6090	102.78 Retro Merit
939960	6090	1,722.67 Retro Merit
132421	6090	2,918.06
	<b>Subtotal</b>	<b><u>167,837.47</u></b>

**Public Works**

132422	6150	1,065.19
132423	6150	1,580.40
132424	6150	1,417.85
132425	6150	1,562.34
939961	6150	2,083.14
939962	6150	1,268.06
939963	6150	1,334.45
132426	6150	1,794.43
132427	6150	1,730.86
132428	6150	4,223.15 Regular Salary
939943	6150	86.24
939944	6150	1,352.42
939964	6150	2,355.75
939965	6150	1,317.44
132429	6150	1,439.90 Retro Merit
132430	6150	598.78 Retro Merit
132431	6150	1,544.07 Retro Merit
132432	6150	1,132.57 Retro Merit
132433	6150	2,712.22 Retro Merit
132434	6150	1,590.99

**COLTON**  
**Payroll Disbursement Listing**  
**Payperiod Dates: 9/8/2018 to 9/21/2018**

<u>CHECK NO</u>	<u>ACTIVITY ID</u>	<u>PAYMENT</u>
132435	6150	1,704.59
132436	6150	1,252.91
939966	6150	1,904.18
939967	6150	1,385.19
132594	6150	1,905.43
939989	6150	2,094.62
132595	6150	2,398.49
939955	6150	731.46
	<b>Subtotal</b>	<b>45,567.12</b>

**Community Services**

132437	6200	605.76
132438	6200	804.13
132439	6200	404.37
132440	6200	245.40
132441	6200	235.70
132442	6200	294.97
132443	6200	587.02
132444	6200	195.44
132445	6200	3,482.55 Regular Salary
132446	6200	1,632.99
132447	6200	518.63
132448	6200	529.15
132449	6200	553.75
132450	6200	369.01
132451	6200	428.28
132452	6200	463.46
132453	6200	344.81
132454	6200	282.30
132455	6200	704.13
132456	6200	1,693.99
132457	6200	119.53
132458	6200	225.07
132459	6200	412.10
132460	6200	230.14
132461	6200	421.38
132462	6200	1,796.10
132463	6200	1,485.60
132464	6200	151.50
132465	6200	720.54
132466	6200	474.52
132467	6200	29.88
132468	6200	571.13
132469	6200	360.31
132470	6200	267.00
132471	6200	174.26
132472	6200	643.69
132473	6200	154.35
132474	6200	1,679.22

**COLTON**  
**Payroll Disbursement Listing**  
**Payperiod Dates: 9/8/2018 to 9/21/2018**

<u>CHECK NO</u>	<u>ACTIVITY ID</u>	<u>PAYMENT</u>
132475	6200	827.02
132476	6200	2,663.40
132477	6200	677.65
132478	6200	1,947.84
132479	6200	193.33
939945	6200	467.87
939968	6200	139.45
939969	6200	764.53
939970	6200	423.71
939971	6200	360.42
939972	6200	233.47
939973	6200	108.30
939974	6200	184.07
939975	6200	202.69
939976	6200	244.03
939977	6200	118.53
939978	6200	622.19
939979	6200	325.19
939980	6200	299.72
	<b>Subtotal</b>	<b><u>35,095.57</u></b>
<b>Library</b>		
132480	6250	619.10
132481	6250	723.96
132482	6250	691.22
132483	6250	655.52
132484	6250	587.20
132485	6250	313.93
132486	6250	2,506.04 Regular Salary
132487	6250	556.07
132488	6250	636.13
132489	6250	611.61
	<b>Subtotal</b>	<b><u>7,900.78</u></b>
<b>Development Services</b>		
132490	6300	1,580.75
132491	6300	2,344.95
132492	6300	1,396.39
132493	6300	2,697.29
132494	6300	0.00
132495	6300	4,583.45 Regular Salary
132496	6300	2,899.94
939946	6300	337.53
132497	6300	3,411.20
132498	6300	2,083.94
	<b>Subtotal</b>	<b><u>21,335.44</u></b>

**COLTON**  
**Payroll Disbursement Listing**  
**Payperiod Dates: 9/8/2018 to 9/21/2018**

<u>CHECK NO</u>	<u>ACTIVITY ID</u>	<u>PAYMENT</u>
<b>Child Care</b>		
132499	7200	1,356.64
132500	7200	735.94
132501	7200	477.98
132502	7200	1,668.98
132503	7200	996.40
132504	7200	854.43
132505	7200	675.06
132506	7200	1,036.79
132507	7200	2,059.03
132508	7200	2,850.74 Regular Salary
939981	7200	1,020.83
939982	7200	327.38
132509	7200	1,821.95
132510	7200	868.03
132511	7200	984.76
132512	7200	785.79
132513	7200	1,049.87
	<b>Subtotal</b>	<b>19,570.60</b>
<b>Electric</b>		
132514	8000	2,055.14
132515	8000	3,523.41
132516	8000	3,305.74
132517	8000	0.00
132518	8000	3,237.28
132519	8000	2,889.26
132520	8000	3,604.21
132521	8000	1,621.69
132522	8000	3,960.06
132523	8000	3,707.40
132524	8000	2,312.66
132525	8000	2,091.65
132526	8000	1,764.89
132527	8000	3,569.83
132528	8000	4,325.83 Regular Salary/OT
132529	8000	3,724.92
132530	8000	2,570.44
132531	8000	3,835.14
132532	8000	3,391.77
132533	8000	2,353.47
132534	8000	3,185.70
132535	8000	2,108.51
132536	8000	2,387.74
132537	8000	3,286.15
132538	8000	2,445.82
132577	8000	2,508.10
939983	8000	3,780.12



**COLTON**  
**Payroll Disbursement Listing**  
**Payperiod Dates: 9/8/2018 to 9/21/2018**

<u>CHECK NO</u>	<u>ACTIVITY ID</u>	<u>PAYMENT</u>
939984	8000	3,995.07
939985	8000	4,074.08 Regular Salary/OT
132539	8000	4,195.98 Regular Salary/OT
132540	8000	1,439.90
132541	8000	540.58
132542	8000	2,259.69
132543	8000	2,495.94
132544	8000	2,671.97
132545	8000	2,259.17
132546	8000	2,900.04
132547	8000	3,844.22
132548	8000	3,754.20
132549	8000	2,930.24
132550	8000	2,676.64
939947	8000	316.13 Retro Merit
939948	8000	737.41 Retro Merit
939949	8000	352.16 Retro Merit
939986	8000	3,458.18
132551	8000	1,381.98
	<b>Subtotal</b>	<b><u>123,830.51</u></b>

**Water Utility**

132552	8100	2,293.88
132553	8100	3,697.44 Regular Salary/OT
132554	8100	3,526.37 Regular Salary/OT
132555	8100	2,662.21
132556	8100	2,444.93
132557	8100	3,578.45 Regular Salary/OT
132558	8100	2,279.49
132559	8100	1,791.25
132560	8100	1,849.55
132561	8100	2,836.96
132562	8100	3,674.21 Regular Salary/OT
132563	8100	1,965.67
132564	8100	1,489.07
939950	8100	157.11 Retro Merit
939951	8100	1,678.61 Retro Merit
939952	8100	1,605.51 Retro Merit
939987	8100	3,688.51 Regular Salary/OT
	<b>Subtotal</b>	<b><u>41,219.22</u></b>

**Wastewater Utility & Storm Water**

132572	8200	2,604.50
132573	8200	1,985.37
132574	8200	2,730.18
132575	8200	808.73
132576	8200	2,548.11
132578	8200	1,681.97

**COLTON**  
**Payroll Disbursement Listing**  
**Payperiod Dates: 9/8/2018 to 9/21/2018**


<u>CHECK NO</u>	<u>ACTIVITY ID</u>	<u>PAYMENT</u>
132579	8200	1,615.31
132580	8200	1,899.57
132581	8200	1,584.84
132582	8200	2,413.14
132583	8200	2,718.92
132584	8200	1,659.86
132585	8200	2,563.92
132586	8200	1,774.70
132587	8200	2,847.48
939954	8200	1,286.63 Retro Merit
<b>Subtotal</b>		<b><u>32,723.23</u></b>

**Wastewater Administration**

132565	8300	1,061.00
132566	8300	3,416.77 Regular Salary
132567	8300	3,157.85 Regular Salary
132568	8300	704.77
132569	8300	1,023.94
132570	8300	2,794.50
132571	8300	2,917.57
939953	8300	128.50 Retro Merit
939988	8300	905.12 Retro Merit
<b>Subtotal</b>		<b><u>16,110.02</u></b>

**Grand Total**

**842,114.60**

  
 \_\_\_\_\_  
 Stacey Dabbs, Finance Director

  
 \_\_\_\_\_  
 Aurelio De La Torre, Treasurer

**COLTON**  
**Payroll Disbursement Listing**  
**Payperiod Dates: 9/22/2018 to 10/5/2018**

<u>CHECK NO</u>	<u>ACTIVITY ID</u>	<u>PAYMENT</u>
<b>City Council</b>		
132601	6000	1,583.95
132602	6000	258.79
132603	6000	272.54
132604	6000	197.25
132605	6000	258.95
132606	6000	273.11
939997	6000	224.77
939998	6000	273.87
	<b>Subtotal</b>	<b>3,343.23</b>
<b>City Clerk</b>		
132607	6010	722.20
132608	6010	2,048.57
132609	6010	1,275.77
	<b>Subtotal</b>	<b>4,046.54</b>
<b>City Manager</b>		
132610	6020	2,758.15
132611	6020	2,296.68
132612	6020	3,336.21
132613	6020	9,473.66 Regular Salary/Leave Cashout
	<b>Subtotal</b>	<b>17,864.70</b>
<b>Human Resources</b>		
132614	6030	2,205.98
132615	6030	407.99
132616	6030	1,896.59
132617	6030	4,074.72 Regular Salary
	<b>Subtotal</b>	<b>8,585.28</b>
<b>Finance</b>		
132618	6040	3,828.95 Regular Salary
132619	6040	1,398.29
132620	6040	1,572.94
132621	6040	1,435.71
132622	6040	4,228.06 Regular Salary
132623	6040	1,265.61
132624	6040	1,719.25
132625	6040	1,657.00
132626	6040	1,526.36
132627	6040	1,850.69
132628	6040	1,426.26

**COLTON**  
**Payroll Disbursement Listing**  
**Payperiod Dates: 9/22/2018 to 10/5/2018**

<u>CHECK NO</u>	<u>ACTIVITY ID</u>	<u>PAYMENT</u>
132629	6040	1,774.03
132630	6040	1,658.77
132631	6040	1,608.37
132632	6040	1,958.80
132633	6040	1,381.50
132634	6040	1,698.58
132635	6040	3,384.91 Regular Salary/Leave Cashout
132636	6040	1,347.06
132637	6040	2,848.96
132931	6040	1,875.91
132932	6040	1,900.71
132933	6040	1,666.41
132934	6040	2,361.85
132935	6040	2,024.96
132936	6040	2,872.61
	<b>Subtotal</b>	<u><u>52,272.55</u></u>
 <b>City Treasurer</b>		
132638	6060	1,358.85
	<b>Subtotal</b>	<u><u>1,358.85</u></u>
 <b>Police</b>		
132639	6070	166.90
132640	6070	1,916.37
132641	6070	1,992.45
132642	6070	2,046.47
132643	6070	2,113.04
132644	6070	2,117.74
132645	6070	1,064.00
132646	6070	3,396.99
132647	6070	2,154.51
132648	6070	2,253.64
132649	6070	3,734.63
132650	6070	2,025.04
132651	6070	2,686.60
132652	6070	2,852.03
132653	6070	3,234.81
132654	6070	304.75
132655	6070	3,250.60
132656	6070	2,662.12
132657	6070	3,207.82
132658	6070	1,390.88
132659	6070	4,100.40 Regular Salary
132660	6070	2,246.39
132661	6070	1,708.19
132662	6070	4,179.70 Regular Salary/OT
132663	6070	2,414.41
132664	6070	1,989.68

**COLTON**  
**Payroll Disbursement Listing**  
**Payperiod Dates: 9/22/2018 to 10/5/2018**

<u>CHECK NO</u>	<u>ACTIVITY ID</u>	<u>PAYMENT</u>
132665	6070	1,659.19
132666	6070	454.69
132667	6070	1,982.17
132668	6070	4,151.52 Regular Salary/OT
132669	6070	1,804.82
132670	6070	2,893.57
132671	6070	3,566.12
132672	6070	421.38
132673	6070	3,070.03
132674	6070	1,774.45
132675	6070	5,513.21 Regular Salary/OT
132676	6070	1,859.90
132677	6070	2,477.57
132678	6070	3,317.67
132679	6070	878.71
132680	6070	1,984.90
132681	6070	3,140.36
132682	6070	2,186.37
132683	6070	1,677.40
132684	6070	3,303.21
132685	6070	2,438.38
132686	6070	1,812.70
132687	6070	2,288.17
132688	6070	2,928.57
132689	6070	2,843.80
132690	6070	419.11
132691	6070	3,208.98
132692	6070	3,745.09
132693	6070	2,952.52
132694	6070	1,954.78
132695	6070	1,470.43
132696	6070	2,625.35
132697	6070	1,906.74
132698	6070	1,924.20
132699	6070	2,275.94
132700	6070	2,216.31
132701	6070	5,002.33 Regular Salary
132702	6070	2,273.66
132703	6070	2,541.44
132704	6070	1,790.48
132705	6070	710.66
132706	6070	2,801.32
132707	6070	2,505.81
132708	6070	2,291.31
132709	6070	2,213.50
132710	6070	1,275.46
132711	6070	3,891.33
132712	6070	3,712.59
132713	6070	807.25

**COLTON**  
**Payroll Disbursement Listing**  
**Payperiod Dates: 9/22/2018 to 10/5/2018**

<u>CHECK NO</u>	<u>ACTIVITY ID</u>	<u>PAYMENT</u>
132714	6070	3,016.69
132715	6070	3,084.39
132716	6070	2,083.39
132717	6070	2,574.59
132718	6070	4,101.27 Regular Salary/OT
132719	6070	3,129.83
132720	6070	2,000.15
132721	6070	1,936.68
132722	6070	3,619.97
132723	6070	3,612.38
132724	6070	2,751.78
939999	6070	486.96
	<b>Subtotal</b>	<b>210,553.69</b>

**Fire**

132725	6090	5,133.59 Regular Salary/Staffing
132726	6090	2,885.72
132727	6090	4,175.24 Regular Salary/Staffing
132728	6090	3,757.45
132729	6090	2,956.06
132730	6090	3,977.25
132731	6090	2,261.61
132732	6090	2,112.82
132733	6090	3,800.87
132734	6090	2,143.26
132735	6090	3,055.69
132736	6090	4,148.66 Regular Salary
132737	6090	2,583.39
132738	6090	2,070.62
132739	6090	2,960.56
132740	6090	4,572.09 Regular Salary/Staffing
132741	6090	4,703.10 Regular Salary/Staffing
132742	6090	2,585.42
132743	6090	3,403.91
132744	6090	2,065.89
132745	6090	4,648.57 Regular Salary
132746	6090	4,480.96 Regular Salary/Staffing
132747	6090	5,114.11 Regular Salary/Staffing
132748	6090	4,371.00 Regular Salary/Staffing
132749	6090	3,557.55
132750	6090	2,051.60
132751	6090	3,063.29
132752	6090	3,618.76
132753	6090	3,476.30
132754	6090	4,173.26 Regular Salary/Staffing
132755	6090	5,518.06 Regular Salary/Staffing
132756	6090	3,148.22
132757	6090	2,133.02
132758	6090	2,708.09

**COLTON**  
**Payroll Disbursement Listing**  
**Payperiod Dates: 9/22/2018 to 10/5/2018**

<u>CHECK NO</u>	<u>ACTIVITY ID</u>	<u>PAYMENT</u>
132759	6090	3,428.16
132760	6090	2,688.87
132761	6090	3,226.23
132762	6090	2,161.65
940000	6090	3,489.78
132763	6090	2,913.96
	<b>Subtotal</b>	<b><u>135,324.64</u></b>

**Public Works**

132764	6150	1,065.18
132765	6150	1,676.08
132766	6150	1,417.85
132767	6150	1,562.35
940001	6150	1,086.95
940002	6150	1,268.06
940003	6150	1,334.45
132768	6150	1,794.43
132769	6150	1,730.86
132770	6150	4,215.91 Regular Salary
940004	6150	518.39
940005	6150	2,355.74
940006	6150	1,317.44
132771	6150	1,439.90
132772	6150	598.78
132773	6150	1,544.07
132774	6150	1,132.58
132775	6150	2,712.22
132776	6150	1,590.99
132777	6150	1,704.59
132778	6150	1,587.25
940007	6150	1,904.18
940008	6150	1,385.19
132937	6150	1,905.43
940032	6150	2,094.63
132938	6150	2,296.88
	<b>Subtotal</b>	<b><u>43,240.38</u></b>

**Community Services**

132779	6200	574.55
132780	6200	811.40
132781	6200	474.30
132782	6200	478.75
132783	6200	213.33
132784	6200	379.68
132785	6200	472.19
132786	6200	331.90
132787	6200	3,640.67 Regular Salary
132788	6200	2,402.32

**COLTON**  
**Payroll Disbursement Listing**  
**Payperiod Dates: 9/22/2018 to 10/5/2018**

<u>CHECK NO</u>	<u>ACTIVITY ID</u>	<u>PAYMENT</u>
132789	6200	432.59
132790	6200	574.57
132791	6200	515.26
132792	6200	344.81
132793	6200	260.12
132794	6200	525.90
132795	6200	301.25
132796	6200	155.85
132797	6200	715.69
132798	6200	1,693.99
132799	6200	204.19
132800	6200	214.91
132801	6200	475.31
132802	6200	253.01
132803	6200	525.08
132804	6200	1,796.10
132805	6200	1,485.60
132806	6200	322.72
132807	6200	419.06
132808	6200	205.01
132809	6200	777.72
132810	6200	272.08
132811	6200	72.21
132812	6200	588.02
132813	6200	436.93
132814	6200	159.02
132815	6200	660.18
132816	6200	1,679.22
132817	6200	872.18
132818	6200	2,663.40
132819	6200	726.26
132820	6200	1,947.84
132821	6200	144.92
940009	6200	84.66
940010	6200	747.37
940011	6200	433.02
940012	6200	532.51
940013	6200	117.04
940014	6200	369.93
940015	6200	119.07
940016	6200	221.30
940017	6200	113.94
940018	6200	117.04
940019	6200	86.20
940020	6200	582.25
940021	6200	340.85
940022	6200	281.36
132822	6200	130.67
	<b>Subtotal</b>	<b><u>36,477.30</u></b>



**COLTON**  
**Payroll Disbursement Listing**  
**Payperiod Dates: 9/22/2018 to 10/5/2018**

<u>CHECK NO</u>	<u>ACTIVITY ID</u>	<u>PAYMENT</u>
<b>Library</b>		
132823	6250	639.24
132824	6250	799.25
132825	6250	672.97
132826	6250	665.59
132827	6250	550.49
132828	6250	313.93
132829	6250	2,506.03 Regular Salary
132830	6250	498.81 Void
132831	6250	917.50
132832	6250	706.72
940052	6250	498.81
	<b>Subtotal</b>	<b><u>8,270.53</u></b>
<b>Development Services</b>		
132833	6300	1,812.60
132834	6300	2,344.95
132835	6300	1,428.77
132836	6300	3,864.33
132837	6300	0.00
132838	6300	4,562.06 Regular Salary
132839	6300	2,899.94
132840	6300	3,411.21 Regular Salary
132841	6300	2,083.95
	<b>Subtotal</b>	<b><u>22,407.81</u></b>
<b>Child Care</b>		
132842	7200	1,356.64
132843	7200	958.23
132844	7200	523.71
132845	7200	1,668.97
132846	7200	955.85
132847	7200	911.88
132848	7200	539.56
132849	7200	1,036.79
132850	7200	2,059.03
132851	7200	2,850.74 Regular Salary
940023	7200	1,008.97
940024	7200	624.03
132852	7200	1,821.95
132853	7200	892.13
132854	7200	987.65
132855	7200	734.08
132856	7200	1,019.44
	<b>Subtotal</b>	<b><u>19,949.65</u></b>

**COLTON**  
**Payroll Disbursement Listing**  
**Payperiod Dates: 9/22/2018 to 10/5/2018**

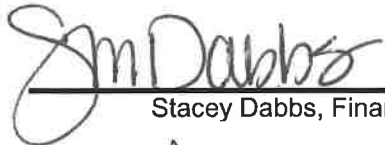
<u>CHECK NO</u>	<u>ACTIVITY ID</u>	<u>PAYMENT</u>
Electric		
132857	8000	2,114.24
132858	8000	5,024.67 Regular Salary/OT
132859	8000	3,279.74
132860	8000	3,597.86
132861	8000	2,653.94
132862	8000	3,904.65
132863	8000	3,604.21
132864	8000	1,621.69
132865	8000	3,782.45
132866	8000	3,562.94
132867	8000	2,480.12
132868	8000	1,935.87
132869	8000	1,764.89
132870	8000	2,963.98
132871	8000	3,494.78
132872	8000	3,663.64
132873	8000	2,570.45
132874	8000	3,835.14
132875	8000	2,770.92
132876	8000	2,353.47
132877	8000	3,185.70
132878	8000	2,011.02
132879	8000	2,316.23
132880	8000	3,160.03
132881	8000	2,251.40
940025	8000	3,906.32
940026	8000	3,610.80
940027	8000	3,995.07
940028	8000	3,282.28
132882	8000	7,377.68 Regular Salary/Leave Cashout
132883	8000	1,434.19
132884	8000	518.78
132885	8000	2,295.08
132886	8000	2,507.17
132887	8000	2,659.77
132888	8000	2,678.41
132889	8000	3,476.85
132890	8000	3,871.83
132891	8000	3,344.80
132892	8000	4,742.08 Regular Salary/OT
132893	8000	2,466.86
132894	8000	2,333.92
132895	8000	1,381.98
	<b>Subtotal</b>	<b>129,787.90</b>


**COLTON**  
**Payroll Disbursement Listing**  
**Payperiod Dates: 9/22/2018 to 10/5/2018**

<u>CHECK NO</u>	<u>ACTIVITY ID</u>	<u>PAYMENT</u>
<b>Water Utility</b>		
132896	8100	2,218.64
132897	8100	2,036.97
132898	8100	2,351.30
132899	8100	3,087.57
132900	8100	1,558.96
132901	8100	2,329.74
132902	8100	3,618.87
132903	8100	3,408.70
132904	8100	861.78
132905	8100	3,053.18
132906	8100	3,687.21
132907	8100	2,201.07
132908	8100	4,371.67 Regular Salary/OT
940029	8100	2,350.65
	<b>Subtotal</b>	<b><u>37,136.31</u></b>
<b>Wastewater Utility &amp; Storm Water</b>		
132916	8200	3,258.00
132917	8200	1,919.16
132918	8200	2,730.18
132919	8200	808.73
132920	8200	4,327.02 Regular Salary/OT
132921	8200	1,894.80
132922	8200	2,306.08
132923	8200	1,783.09
132924	8200	1,626.81
132925	8200	1,886.84
132926	8200	2,786.26
132927	8200	1,583.35
132928	8200	2,505.01
132929	8200	1,695.25
132930	8200	2,236.32
	<b>Subtotal</b>	<b><u>33,346.90</u></b>
<b>Wastewater Administration</b>		
132909	8300	1,061.00
132910	8300	3,416.77
132911	8300	3,157.85

**COLTON**  
**Payroll Disbursement Listing**  
**Payperiod Dates: 9/22/2018 to 10/5/2018**

<u>CHECK NO</u>	<u>ACTIVITY ID</u>	<u>PAYMENT</u>
132912	8300	623.61
132913	8300	413.60
132914	8300	4,202.30 Regular Salary/Leave Cashout
132915	8300	3,324.44
940030	8300	530.56
940031	8300	713.16
	<b>Subtotal</b>	<b>17,443.29</b>
<b>Grand Total</b>		<b>781,409.55</b>

  
 \_\_\_\_\_  
 Stacey Dabbs, Finance Director

  
 \_\_\_\_\_  
 Aurelio De La Torre, Treasurer